



Hand slide valves W/VBOH



# Hand slide valves W/VBOH

Product range overview



Version	Valve function	Version	Type	Pneumatic connection 1	Pneumatic connection 2	qnN [l/min]	→ Page/ Internet
Hand slide valves	3/2-way, bi-stable		W	M5, G1/8, G1/4, G3/8, G1/2, G3/4	M5, G1/8, G1/4, G3/8, G1/2, G3/4	120 ... 6,800	3
			VBOH	M5, G1/8, G1/4, G3/8, G1/2, G3/4	M5, G1/8, G1/4, G3/8, G1/2, G3/4	236 ... 7,691	5

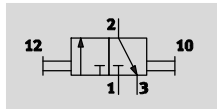
- 1 - Type discontinued  
Available up until 2017

FESTO

## Hand slide valves W

Technical data

Function



- - Standard nominal flow rate  
120 ... 6,800 l/min
- - Temperature range  
-10 ... +60 °C
- - Operating pressure  
-0.95 ... +10 bar



General technical data						
Pneumatic connection 1	M5	G1/8	G1/4	G3/8	G1/2	G3/4
Pneumatic connection 2	M5	G1/8	G1/4	G3/8	G1/2	G3/4
Nominal size [mm]	2.5	3	7	9	12	18
Design	Sleeve valve					
Valve function	3/2-way, bi-stable					
Actuation type	Manual					
Actuating force [N]	10	10	20	20	20	30
Type of mounting	Screw-in In-line installation					
Mounting position	Any					
Sealing principle	Soft					
Type of control	Direct					
Direction of flow	Reversible					

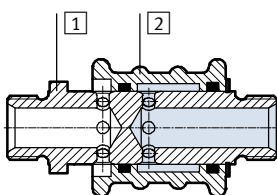
Flow rate characteristics						
Pneumatic connection 1	M5	G1/8	G1/4	G3/8	G1/2	G3/4
Standard nominal flow rate $q_{nN}^1$ [l/min]	120	600	1,000	1,400	2,000	6,800

1) Measured at  $p_1 = 6$  bar and  $p_2 = 5$  bar,  $\Delta p = 1$  bar

Operating and environmental conditions						
Pneumatic connection 1	M5	G1/8	G1/4	G3/8	G1/2	G3/4
Operating pressure [bar]	-0.95 ... +8	-0.95 ... +10				
Operating medium	Compressed air in accordance with ISO 8573-1:2010 [7:4:4]					
Note on operating/pilot medium	Operation with lubricated medium possible (in which case lubricated operation will always be required)					
Ambient temperature [°C]	-10 ... +60					
Temperature of medium [°C]	-10 ... +60					

### Materials

Sectional view



Hand slide valve	
1	Threaded plug Anodised wrought aluminium alloy
2	Housing Brass
-	Seals NBR
Note on materials RoHS-compliant	

- 1 - Type discontinued  
Available up until 2017

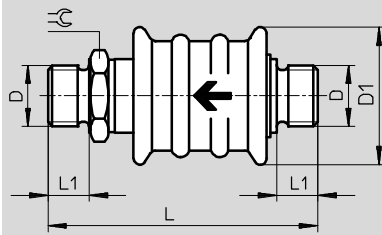
## Hand slide valves W

Technical data

FESTO

### Dimensions

Download CAD data → [www.festo.com](http://www.festo.com)



← Flow direction

Type	Connection D	D1 Ø	L	L1	⌀
W-3-M5	M5	20	46.4	5.0	9
W-3-1/8	G1/8	24	51.3	6.5	14
W-3-1/4	G1/4	35	70.4	8.0	17
W-3-3/8	G3/8	45	79.4	9.0	27
W-3-1/2	G1/2	45	82.4	10.5	27
W-3-3/4	G3/4	50	99.0	12.0	32

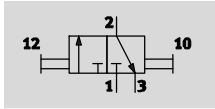
### Ordering data




	Pneumatic connection		Standard nominal flow rate qnN	Weight	Part No.	Type
	1	2	[l/min]	[g]		
	M5	M5	120	25	4451	W-3-M5
	G1/8	G1/8	600	40	2339	W-3-1/8
	G1/4	G1/4	1,000	110	2340	W-3-1/4
	G3/8	G3/8	1,400	280	2341	W-3-3/8
	G1/2	G1/2	2,000	300	2342	W-3-1/2
	G3/4	G3/4	6,800	400	4052	W-3-3/4

# Hand slide valves VBOH

## Technical data

### Function



-  Standard nominal flow rate  
236 ... 7,691 l/min
-  Temperature range  
-10 ... +80 °C
-  Operating pressure  
-0.95 ... +12 bar



Hand slide valves VBOH are used as a shut-off function for pressurising and exhausting compressed air systems,

for example upstream of service unit combinations, for air guns and also for exhausting pneumatic cylinders.

- Non-overlapping, so no pressure losses when switching
- Minimal installation
- High flow rate and operating pressure
- Exclusive design

General technical data						
Pneumatic connection 1	M5	G $\frac{1}{8}$	G $\frac{1}{4}$	G $\frac{3}{8}$	G $\frac{1}{2}$	G $\frac{3}{4}$
Pneumatic connection 2	M5	G $\frac{1}{8}$	G $\frac{1}{4}$	G $\frac{3}{8}$	G $\frac{1}{2}$	G $\frac{3}{4}$
Grid dimension [mm]	17	24	31	39.5	45	57.5
Nominal size [mm]	3.6	5.7	8.4	9.9	12.1	19.3
Design	Sleeve valve					
Valve function	3/2-way, double solenoid					
Actuation type	Manual					
Actuating force [N]	14	17	45	41	37	70
Type of mounting	Screw-in					
	In-line installation					
Mounting position	Any					
Sealing principle	Soft					
Type of control	Direct					

Flow rate characteristics						
Pneumatic connection 1	M5	G $\frac{1}{8}$	G $\frac{1}{4}$	G $\frac{3}{8}$	G $\frac{1}{2}$	G $\frac{3}{4}$
Standard nominal flow rate q <sub>nN</sub> <sup>1)</sup> [l/min]	236	777	1,675	2,201	3,420	7,691

1) Measured at p<sub>1</sub> = 6 bar and p<sub>2</sub> = 5 bar, Δp = 1 bar

Operating and environmental conditions	
Operating pressure [bar]	-0.95 ... +12
Operating medium	Compressed air according to ISO 8573-1:2010 [7:4:4]
Note on operating/pilot medium	Lubricated operation possible (in which case lubricated operation will always be required)
Ambient temperature [°C]	-10 ... +80
Temperature of medium [°C]	-10 ... +80
Corrosion resistance class CRC <sup>1)</sup>	2

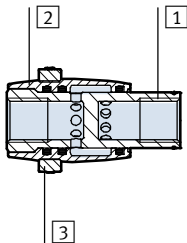
1) Corrosion resistance class CRC 2 to Festo standard FN 940070  
Moderate corrosion stress. Indoor applications in which condensation may occur. External visible parts with primarily decorative requirements for the surface and which are in direct contact with the ambient atmosphere typical for industrial applications.

# Hand slide valves VBOH

Technical data

## Materials

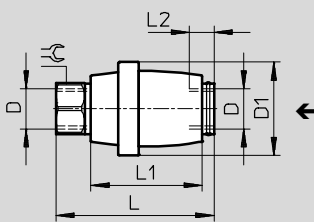
Sectional view



Hand slide valve		
1	Threaded plug	Anodised wrought aluminium alloy
2	Housing	Anodised wrought aluminium alloy
3	Grip ring	Polybutylene terephthalate
-	Seals	Nitrile rubber
Note on materials		RoHS-compliant

## Dimensions

Download CAD data → [www.festo.com](http://www.festo.com)



Note  
Grip ring marked with direction arrow for the flow direction.

Type	Connection D	D1 ∅	L	L1	L2	↺
VBOH-32-M5	M5	17	35.6	24.5	5	8
VBOH-32-G18	G1/8	24	38.5	27	9	13
VBOH-32-G14	G1/4	31	52.5	37	13	17
VBOH-32-G38	G3/8	39.5	60.5	42	13.5	22
VBOH-32-G12	G1/2	45	60.5	42	15	27
VBOH-32-G34	G3/4	57.5	82	56.5	17	32

	Pneumatic connection		Standard nominal flow rate qnN [l/min]	Weight [g]	Part No.	Type
	1	2				
	M5	M5	236	8	1609969	VBOH-32-M5
	G1/8	G1/8	777	17	1558073	VBOH-32-G18
	G1/4	G1/4	1,675	35	1302994	VBOH-32-G14
	G3/8	G3/8	2,201	70	1482679	VBOH-32-G38
	G1/2	G1/2	3,420	90	1587988	VBOH-32-G12
	G3/4	G3/4	7,691	183	1629664	VBOH-32-G34